

ADAS

UNRIVALLED
COVERAGE

30
PANELS / ACCESSORIES

42
MANUFACTURERS



www.texa.co.uk

TEXA

TEXA radar and camera calibration solutions

ADAS systems (Advanced Driver Assistance Systems) are designed to ensure driving safety and comfort and are becoming increasingly common in latest-generation vehicles, even in the utility segment. Functions include autonomous emergency braking, assisted speed control, lane keep assist, pedestrian and traffic sign recognition, to name just a few.

The ability to provide professional services for these systems is no longer an option but a practical necessity if you want to keep pace with the times and offer your customers a top class assistance. To help vehicle repair professionals work on these sophisticated active safety systems, TEXA has developed **a complete range of modular, multi-brand tools** that satisfy the needs of **glass replacement specialists, body shops, multi-brand garages and tyre fitters**.

The range includes:

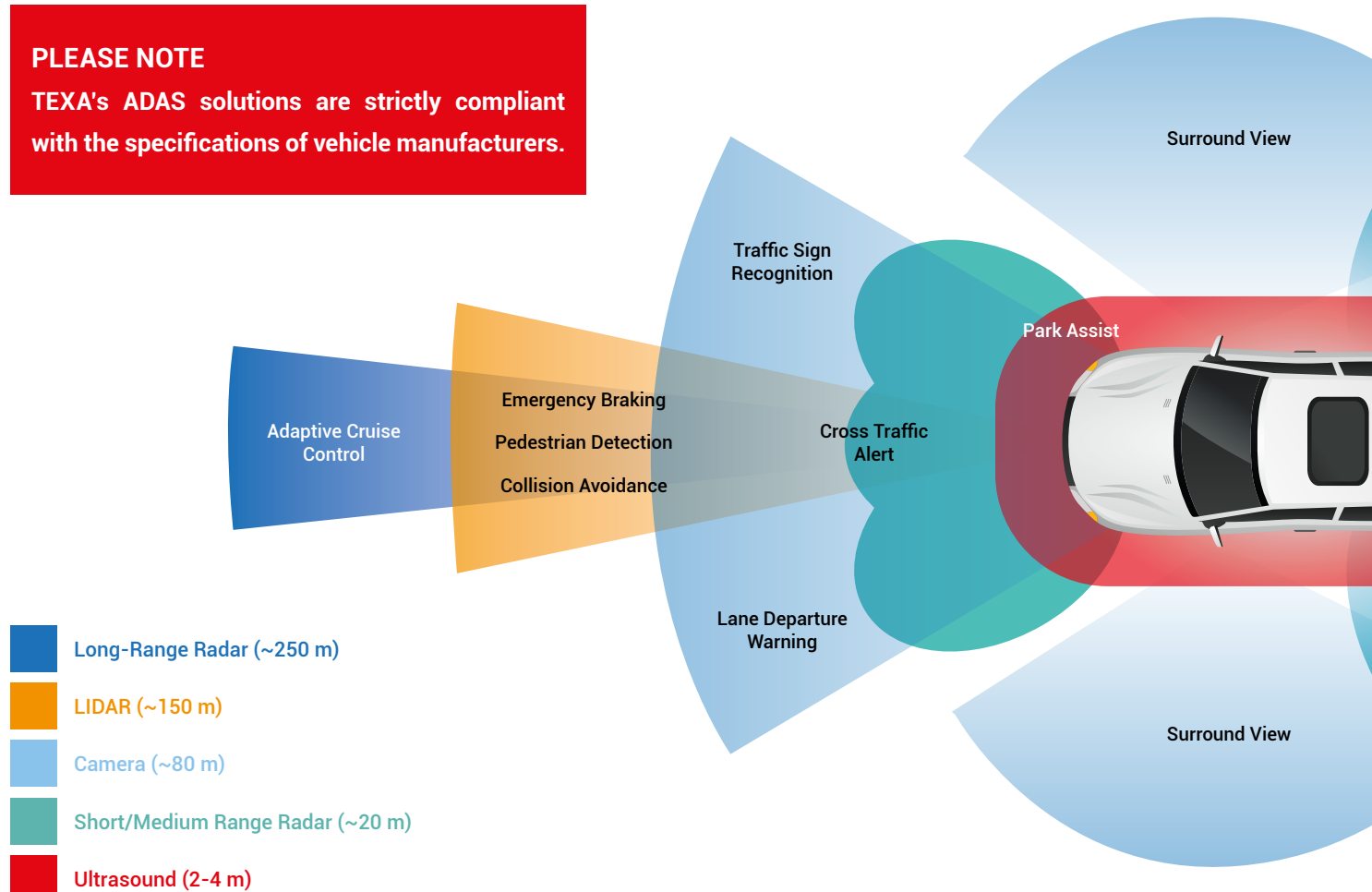
- **RCCS 2 (Radar and Camera Calibration System), available in three versions**
- **CCS (Camera Calibration System)**
- **ACS (All Around Calibration System)**
- **Radar blind spot calibration reflector**
- **ADAS TRUCK kit**

These TEXA solutions help you restore ADAS functions with maximum precision **according to the vehicle manufacturer's own standards**, perform static and dynamic calibration, and enjoy at least **30% better CAR and TRUCK** coverage than other market solutions.

The **IDC5 software** guides the technician step by step throughout the procedures, thanks to **dedicated help** data sheets specifically developed for each vehicle.

PLEASE NOTE

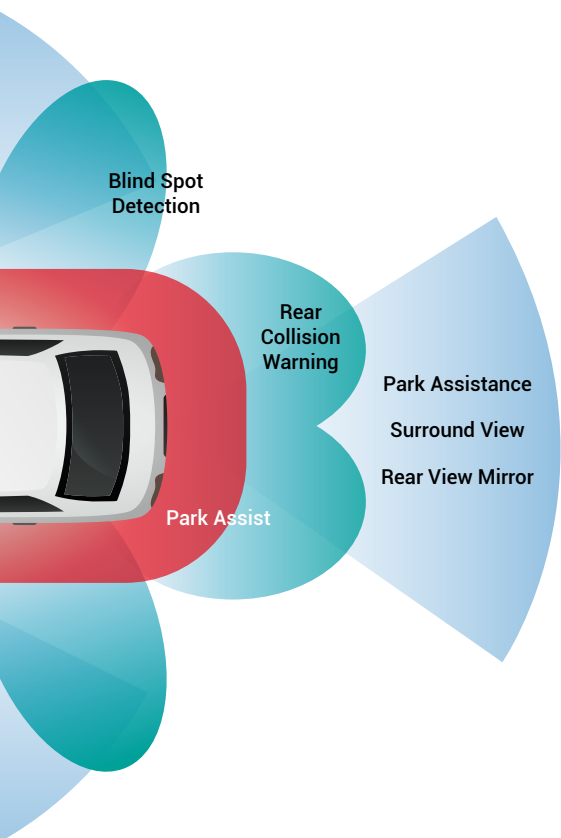
TEXA's ADAS solutions are strictly compliant with the specifications of vehicle manufacturers.



Additionally, to help understand the ADAS technology, TEXAEDU has developed **D9C** and **D9T**, two dedicated **specialised training courses** to learn how to carry out operations in compliance with the standards requested by the various manufacturers.

Direct line to an expert

If you have any doubts or questions regarding a calibration procedure, you can call TEXA's dedicated ADAS Call Centre to get a quick, competent and accurate answer that responds exactly to your needs.



ADAS COVERAGE: CONSTANT COMMITMENT AND DEVELOPMENT

ACURA
ALFA ROMEO
AUDI
BENTLEY
BMW
CHEVROLET
CHRYSLER
CITROEN
FIAT
FORD
HOLDEN
HONDA
HYUNDAI
INFINITI
JAGUAR
JEEP
KIA
LAMBORGHINI
LAND ROVER
LEXUS
LINCOLN
MAZDA
MERCEDES-BENZ
MINI
MITSUBISHI
NISSAN
OPEL
PEUGEOT
PORSCHE
RAVON
RENAULT
ROLLS-ROYCE
SEAT
SKODA
SMART
SSANGYONG
SUBARU
SUZUKI
TOYOTA
TROLLER
VOLKSWAGEN
VOLVO

RCCS 2: TEXA's radar and camera calibration system (three versions)

RCCS 2 allows you to work independently in all phases of repair and even check height on **cars and light commercials** to offer your customers a **simple, safe** and highly **professional service**.

RCCS 2 comes in **three versions**:

- 1) with **wheel clamps**
- 2) with **tyre clamps**
- 3) with **height control kit**, CCD sensors and wheel clamps

The RCCS is **versatile**, as it can be used in combination with the other specific solutions for the calibration of radars and rear cameras, therefore creating a complete solution that allows you to operate on electronic driver assistance systems, such as:

- **Rear collision warning**
- **Lane departure warning**
- **Adaptive cruise control**
- **Park assist**
- **Traffic sign recognition**
- **Blind spot detection**
- **Night vision system**
- **360° camera**



The RCCS 2 system used in combination with side mats for 360° cameras, rear camera calibration panel, device for blind spot radar.

RCCS 2: a simple, safe, professional, multifunctional and multi-brand structure

RCCS 2 is a complete, professional solution for all kinds of radar and camera calibration.

The system comprises a robust main support with **electrically powered** height adjustment and an adjustment bar at the rear for the manual adjustment towards the vehicle.

An **additional laser level** at the top of the structure locates the centre of the vehicle simply by pointing at its front badge.

This advanced technology allows the system to be aligned **easily, accurately** and **safely**.

The RCCS 2 system is mounted on the wheel castors for easy movement around the workshop.

A great opportunity for body shops, tyre fitters, mechanics and glass replacement specialists.



RCCS 2 (Radar and Camera Calibration System)

RCCS 2's high-performance optical alignment lets you perform all kinds of calibration work on radar and camera systems quickly and accurately.

The system comes in two versions:

- 1) with **wheel clamps**
- 2) with **tyre clamps**

The vehicle is aligned by the lasers of two **distance meters** mounted on the structure's cross-beam aimed at two practical **pointing bands**.

It is important to remember that **correct vehicle alignment must be checked** before all calibration work to avoid the risk of inaccurate settings. To solve this problem, garages are committed to offering customers a complete and highly professional service, **the RCCS 2 system with wheel clamps can be expanded** and electronic CCD detectors added to check the height and digital alignment.





Wheel clamps



Tyre clamps



Tyre clamps

Doppler
simulator

ACS device



Latest generation laser technology

These new distance meters are TEXA's latest solution for guaranteeing the high level of professionalism and precision that is now in demand.

Detail of the sliding **reflector plate** and central laser for front radar pointing.



RCCS 2 with integrated height control

By choosing an RCCS 2 with the height control kit, you can offer customers a **rapid and professional service**.

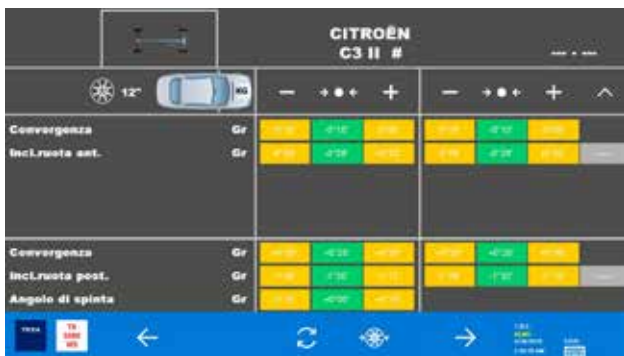
The kit features **four electronic CCD detectors** with infrared sensors for installation on the RCCS 2 structure and on the wheels, using **four-point wheel** clamps. Thanks to the light weight of the detectors the system is **extremely practical** and ensures absolute precision in measuring the positions of the vehicle's corners.

The **ALIGNMENT CHECK** function is a software application that lets you perform two types of checks in a few simple steps: a quick check on the **alignment** of the RCCS 2 system **with respect to the vehicle's thrust angle and the garage floor**, and a check on **wheel alignment**. These checks must be completed in preparation for the next phase of radar and/or camera calibration.

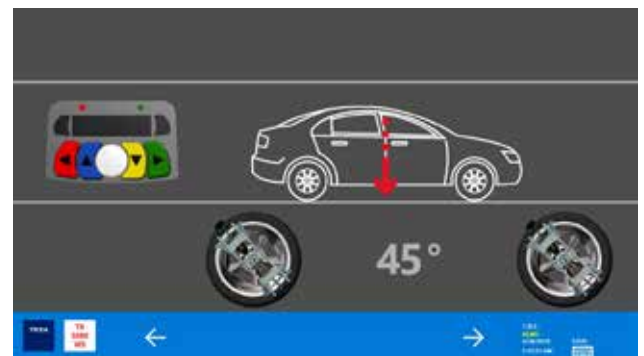


Dedicated software for aligning the RCCS 2 structure with the vehicle and checking height

The operator first fits the four CCD detectors to the wheels and checks wheel alignment. He then removes the CCD sensors from the front wheels and mounts them on the RCCS 2's adjustment bar to align the structure correctly with respect to the vehicle's thrust line (referred to the back axle). Let's look at a practical example of how to **align the structure** and check **wheel alignment** using this dedicated software.



During the wheel alignment check, the software lets you enter the diameter of the tyres, then displays the nominal ranges for toe, semi-toe and thrust angle.



Mount the 4 sensors on the clamps and check run out. Push the vehicle back until the clamps are at an angle of 45°. Now push the vehicle forward to return the clamps to the vertical position.



The 4 CCD detectors must be parallel to the work surface and the steering must be centralised. When these conditions are achieved, the display reads out "STOP".



This is the summary screen showing data measured by the four CCD sensors compared to the manufacturer's nominal figures. Provided the measured values fall within the range of tolerance, the RCCS 2 structure can now be positioned.



The message "OFFSET" shows how much the RCCS 2 structure is misaligned with respect to the vehicle's centreline. "ANGLE" shows the structure's angle of yaw with respect to the vehicle's centreline.



The structure is correctly aligned with the vehicle and the radar or camera system can now be calibrated.




Electronic CCD detector with infrared sensors. Thanks to the light weight of the detectors, the system is extremely practical and ensures absolute precision in measuring the positions of the vehicle's corners.



Self-centring wheel clamps

TEXA's winning solution for perfect vehicle alignment is based on new self-centring, **quick-fit wheel clamps** that can be fitted with pointing bands or the innovative CCD detector system (RCCS 2 with digital calibration kit).



Precision panel
adjustment Bar

The RCCS 2 structure features a **practical bar** at the rear for accurately adjusting panel position and ensuring perfect perpendicularity to the vehicle.

The CCS, a multi-brand kit for Camera Calibration

While in the past, if the windscreen was damaged or broken, all you had to do was replace it, now it is necessary to restore the proper operation of the cameras dedicated to driver assistance.

The **CCS (Camera Calibration System)** has been designed to create the best combination according to the technician's operational needs. It is composed of a robust **support** on which the several **panels divided by make** are to be positioned.

The CCS can also be used with a graduated mat and two supports to centre the axle on the wheels through laser levels (optional).

The manufacturing features of the Kit make it a solution that is extremely **easy to use, handy and easy to carry**, even for use outside of the workshop.

The CCS is perfect for those who cannot permanently dedicate an area of their workshop to the calibration of cameras: in fact, once the operations on one or several vehicles is complete, all the equipment can be disassembled and easily stored away.





IR Calibration Target

This extremely useful accessory permits rapid and extremely accurate calibration of the vehicle's **infrared camera**, a device that is essential to road safety as it helps drivers identify persons or animals ahead in the dark. Positioned in front of the vehicle, the IR Calibration Target **simulates the presence of a warm body**.

Reflector for blind spot radar calibration

It is an essential device to calibrate the ultrasonic radars installed in vehicles such as **HYUNDAI, HONDA, KIA, LEXUS, MAZDA, MITSUBISHI, SUBARU, TOYOTA**. It is composed of a metal reflector cone, a laser and a goniometer jig to help the operator position the pyramid cone correctly. The **reflector** developed by TEXA is flexible as it can be used for the **front, side** and **rear** radars.



ACS (All Around Calibration System)

The ACS system is particularly useful as it permits the **calibration of 360° cameras and Doppler devices*** on vehicles of the VAG Group (AUDI, SEAT, SKODA, VOLKSWAGEN AND LAMBORGHINI).

The ACS system comprises an aluminium structure that holds two horizontal panels and practical, vertical supports for two additional magnetic plates. The base incorporates three holders for the laser distance meters needed to verify the correct alignment of the structure with respect to the vehicle.

This TEXA solution is extremely practical and comes with wheels for rapid, easy movement. This is an important characteristic as it **allows a single operator to perform all operations** quickly and easily, saving resources and time for other jobs.













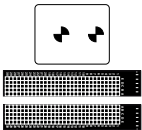







*Rear and side radar can be calibrated using TEXA's Doppler Simulator.



Calibration panels and accessories

To calibrate different ADAS components, RCCS 2 uses **30 special panels and accessories** covering the models of **42 manufacturers**.

CAR calibration panels

	KIA/HYUNDAI, FIAT 500X and JEEP RENEGADE Type 2 (front)		TOYOTA Type 2 (front)
	MERCEDES (front)		HONDA (front)
	MERCEDES night vision (front)		HONDA Type 2 (front)
	NISSAN/INFINITI (front)		ALFA ROMEO Type 1 (front)
	NISSAN Type 1 (front)		MAZDA (front)
	NISSAN Type 2 (front)		MAZDA Type 2 (front)
	RENAULT/SMART (front)		SUBARU with calibration template (front)
	VAG (front)		MITSUBISHI/SUZUKI (front)
	TOYOTA Type 1 (front)		KIA HYUNDAI (front)
			SUZUKI IGNIS (front)
			IVECO DAILY (front)

Additional kits

	ACS (All Around Calibration System)		Doppler Simulator for VAG and MAZDA
	MAZDA radar calibration kit		

CAR rear / 360° camera calibration



VAG
(rear)



VAG
(cam 360°)



MERCEDES Type 1
(rear)




MERCEDES Type 2
(rear)



NISSAN QASHQAI
(rear)



MITSUBISHI
(rear)



KIA HYUNDAI
(rear)



NISSAN X-TRAIL
(rear)

CAR radar calibration



Template kit for **VOLVO RADAR** positioning



Blind spot cone support kit



Blind spot cone **TOYOTA/SUBARU/HONDA**



Blind spot cone **KIA/HYUNDAI/MAZDA**



Blind spot cone **MITSUBISHI**



The panels can be perfectly integrated with the RCCS 2 and CCS.
Check the complete and always up-to-date ADAS coverage: www.texa.com/adas

ADAS TRUCK Kit

Some truck and commercial vehicle manufacturers require specific equipment for the proper calibration of driver assistance systems, which include cameras, radars and sensors that govern the Adaptive Cruise Control.


TEXA offers an adjustment system that includes a **measuring bar**, **panels** divided by make - dedicated to cameras and **laser devices** - that are essential for the correct alignment and calibration of WABCO, TRW and TRW/Knorr radars.

The ADAS TRUCK Kit also includes a set of clamps with laser pointer, a laser to adjust the Adaptive Cruise Control and the mirror adapter for WABCO radars.


Furthermore, the IDC5 software guides the operator step by step in the case of vehicles that carry out the self-calibration through on-road adaptation procedures.



TRUCK calibration panels and accessories



**VOLVO/RENAULT
TRUCK Euro 6**



**MAN
SCANIA
IVECO DAILY 2014**



**Laser for Adaptive
Cruise Control**



**WABCO radar mirror
adapter
(optional)**



**Set of clamps
with laser pointer**



A perfect match with the IDC5 software

TEXA's solutions are to be used in combination with the **IDC5 diagnostic software**, which allows quick calibrations.

In fact, the application provides specific **diagnostic help sheets** for each make/model, with the instructions for the **correct positioning of the unit** (such as panel height from the ground, distance from the vehicle, alignment, etc.), guiding you step by step throughout the procedures.

At the end of the calibration, you can also print a report to hand over to the customer, with the evidence of the operations carried out.



TEXA devices are an ideal solution for operators, allowing them to:



Expand the business;



Operate easily, safely and professionally;



Recalibrate all ADAS installed in vehicles;



Build up the most suitable combination based on your own professional needs;



Invest in an innovative system with a secure economic return;



Count on highly qualified training, with the dedicated TEXAEDU courses.

TEXAEDU Courses*



D9C: Diagnosis and calibration of Advanced Driver Assistance Systems

The D9C course is focused on the technical features and operating modes of the advanced driver assistance systems and devices involved: radar, lidar, cameras, infrared cameras and ultrasonic sensors. The course also provides an overview on the operation of the Park Assist, Lane Departure Warning, Adaptive Cruise Control, Forward Collision Warning, Adaptive High Beam Control, Pedestrian Detector, Blind Spot Detection, Night Vision and Drowsiness Detection System.

Practical examples of static and dynamic calibrations with TEXA's technical tools will be provided during the courses, querying and interpreting IDC5 software's pages about Errors, Parameters, Statuses, Activations and Adjustments.



D9T: Diagnosis and calibration of Advanced Driver Assistance Systems - TRUCK

By attending the D9T course, you will be able to study the technical features and operating modes of the advanced driver assistance systems on heavy-duty vehicles, such as lane departure warning, adaptive cruise control and blind spot detection.

The training module also allows you to learn the position and functionality of the technologies involved: radar, multifunction camera, sensors and actuators, infrared camera, ultrasonic sensors.

Practical examples of static and dynamic calibrations will also be provided, carrying out diagnostic and troubleshooting procedures using TEXA tools.

*Check <https://www.texa.com/training/texaedu> for available dates.

TEXA

TEXA was founded in 1992 in Italy and is today among the world leaders in the design and production of multi-brand diagnostic and tele-diagnostic tools, exhaust gas analysers and air conditioning service stations. TEXA is worldwide with an extensive distribution network; through its subsidiaries, it sells in Brazil, France, Germany, Japan, Great Britain, Poland, Russia, Spain and the United States. Currently there are approximately 650 TEXA employees in the world, among which 150 engineers and specialists dedicated to Research and Development. Over the years, TEXA has received many awards and international recognitions, among which the Automechanika Frankfurt Innovation Award (2010 and 2014), the National Innovation Award as the most innovative

company in Italy, received by the then President of the Republic Giorgio Napolitano (2011), the Irish Automotive Innovation Award (2014), and the Golden Wrench award in Moscow (2015 and 2017). In 2015, the Mit Technology Review awarded TEXA among the ten most "disruptive" companies in Italy. In 2016, TEXA received the Frost & Sullivan award for "European Commercial Vehicle Diagnostics Customer Value Leadership". All TEXA tools are designed, engineered and built in Italy on modern, automated production lines that guarantee the utmost precision. TEXA pays particular attention to the quality of its products, and obtained the strict certification ISO TS 16949 specially written for original equipment suppliers to the automotive industry.



facebook.com/texacom



twitter.com/texacom



youtube.com/texacom



instagram.com/texacom



linkedin.com/company/texa



plus.google.com/+TEXAcom

To check out the extensive coverage of TEXA products, go to: **www.texa.com/coverage**

To check on IDC5 compatibility and minimum system requirements, go to: **www.texa.com/system**

WARNING

The trademarks and logos of vehicle manufacturers in this document have been used exclusively for information purposes and are used to clarify the compatibility of TEXA products with the models of vehicles identified by the trademarks and logos. Because TEXA products and software are subject to continuous developments and updates, upon reading this document they may not be able to carry out the DIAGNOSTICS of all the models and electronic systems of each vehicle manufacturer mentioned within this document. References to the makes, models and electronic systems within this document must therefore be considered purely indicative and TEXA recommends to always check the list of the "Systems that can be diagnosed" of the product and/or software at TEXA authorised retailers before any purchase. **The images and the vehicle outlines within this document have been included for the sole purpose of making it easier to identify the vehicle category (car, truck, motorbike, etc.) for which the TEXA product and/or software is intended.** The data, descriptions and illustrations may change compared to those described in this document. TEXA S.p.A. reserves the right to make changes to its products without prior notice.

The BLUETOOTH brand is the property of Bluetooth SIG, Inc., U.S.A., and is used by TEXA S.p.A. under license.

Android is a trademark of Google Inc

Copyright TEXA S.p.A.
cod. 8800662
05/2019 - Inglese - V.11.0



TEXA UK
32 - 34 Churchill Way
Lomeshaye Industrial Estate
Nelson - Lancashire
BB9 6RT United Kingdom
Tel. 00 44 (0)1282 606 787
www.texa.co.uk - sales.uk@texa.com

**COMPANY WITH
QUALITY SYSTEM
CERTIFIED BY DNV GL
= ISO 9001 =**